


Greiner MAGNETIC 3D Cell Culture M3D Technology (continued)

Magnetic-ring printing and imaging system

Cat. No.	Format	Description	Content	€ EXCL. VAT the kit	
655846	96 wells	BIOASSAY™ 96-well kit	- 1 x Spheroid Drive: holder for bioprinting spheroids formation - 1 x Levitating Drive: holder for levitated spheroids formation - 1 x Holding Drive: holder for spheroids	- 1 x Guide 96-well for magnetic bioprinting Cat.No. 655850 - 3 x Nanoshuttle™ -PL magnetic beads, 600 µl tube - 1 x Deepwell 96 well - 2 x Cell-Repellent transparent 96-well plate ref. 655970 - 2 x Cell-Repellent 6-well plate Cat.No. 657970	NC -
655849	96 wells	BIOASSAY™ 96-well kit with imaging system	Identical to Cat.No. 655846 with imaging system Cat.No. 657860: - 1 x n3Dock - 1 x Imaging system - 1 x Light pad	- 1 x Fan - 1 x AD-USB adapter - 1 x extension - 1 x Software	NC -
781846	384 wells	BIOASSAY™ 384-well kit	- 1 x Spheroid Drive: holder for bioprinting spheroids formation - 1 x Levitating Drive: holder for levitated spheroids formation - 1 x Holding Drive: holder for spheroids	- 1 x Guide 96-well for magnetic bioprinting Cat.No. 655850 - 2 x Nanoshuttle™ -PL magnetic beads, 600 µl tube - 1 x Deepwell 96-well - 2 x Cell-Repellent transparent 384-well plate Cat. No. 781970 - 2 x Cell-Repellent 6-well plate Cat. No. 657970	NC -
073055	384 wells	BIOASSAY™ 384-well kit with imaging system	Identical to Cat.No. 781846 with imaging system Cat.No. 657860: - 1 x n3Dock - 1 x Imaging System - 1 x Light pad	- 1 x Fan - 1 x Adapter AD-USB - 1 x Extension - 1 x Software	NC -

M3D imaging system and consumables



Cat. No.	Description	Content	€ EXCL. VAT the kit
657860	Imaging system kit	- 1 x n3Dock - 1 x imaging system - 1 x Light pad - 1 x fan - 1 x adapter AD-USB - 1 x extension - 1 x software	NC -

MagPen

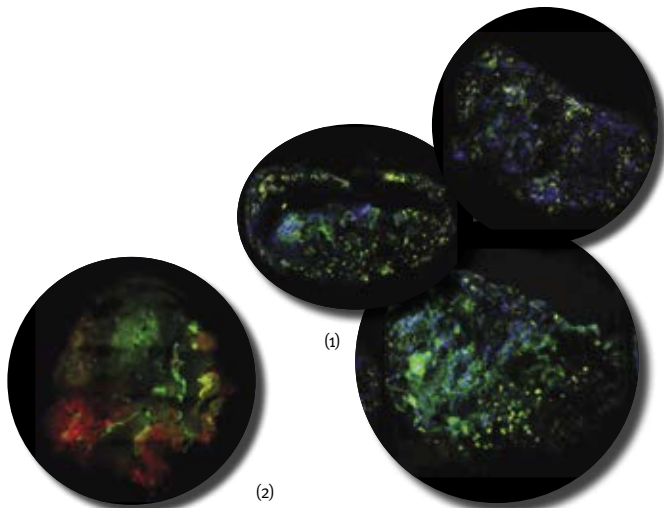


Magnetic pen for individual handling of formed spheroids.


Cat. No.	Description	Units/bag	Units/carton	€ Excl. VAT/carton
657850	MagPen magnetic pens	1	3	NC -

Nanoshuttle™ -PL magnetic beads

Cat. No.	Description	Units/bag	Units/carton	€ Excl. VAT/carton
657841	Nanoshuttle™ -PL magnetic beads, 600 µl tube	1	1	NC -
657843	Nanoshuttle™ -PL magnetic beads, 600 µl tube	1	3	NC -
657846	Nanoshuttle™ -PL magnetic beads, 600 µl tube	1	6	NC -
657852	Nanoshuttle™ -PL magnetic beads, 600 µl tube	1	12	NC -



Our solutions, your results



- (1) Ravi Birla, *and al.* Assembly of a functional 3D primary cartoniatic construct using magnetic levitation, *AIMS Bioengineering*, 3(3): 277-288 (2016)
- (2) Leenhardt, R., Camus, M., Mestas, J.L. *and al.* Ultrasound-induced Cavitation enhances the efficacy of Chemotherapy in a 3D Model of Pancreatic Ductal Adenocarcinoma with its microenvironment. *Sci Rep* 9, 18916 (2019).
- (3) Noel, P., Muñoz, R., Rogers, G. W., Neilson, A., Von Hoff, D. D., Han, H. Preparation and Metabolic Assay of 3-dimensional Spheroid Co-cultures of Pancreatic Cancer Cells and Fibroblasts. *Vis. Exp.* (126), e56081, doi:10.3791/56081 (2017).
- (4) 25 and 50 µg/ml - Hau, H., Khanal, D., Rogers, L., Suchowerska, N., Kumar, R., Sridhar, S., McKenzie, D. and Chrzanowski, W. (2016), Dose enhancement and cytotoxicity of gold nanoparticles in colon cancer cells when irradiated with kilo and mega voltage radiation. *Bioengineering & Translational Medicine*, 1: 94-102.